


CryoCare Touch™

Advanced sculpting precision



Intelligence. Confidence. Influence.



CryoCare Touch™ System

CryoCare Touch is a fully integrated, highly precise ablation treatment system featuring a new intuitive touch screen interface, improved compact design, and software upgrades that offer a predictable therapy delivery with exceptional ease of technical operation.

Touch Screen Monitor

Includes an integrated touch screen user interface to control and monitor the procedure

Monitor Adjustment

May be tilted and rotated up to 190° for optimal viewing

Cart Handles

Handles can be locked in the up position for easy transport

Locking Wheels

2 lockable swiveling casters and 2 directional wheels

Real-time readout

Displays a real-time readout of the argon and helium system pressures during the procedure

Remote Control Keypad

Alternative control for operating the CryoCare Touch System

TempProbe Connections

Connect up to eight (A-H), independent TempProbes

Cryoprobe Connections

Connect up to eight (1-8), single-use, disposable cryoprobes

Compact Design

Compact, easy-to-operate console



Intelligence

Interventional Radiologists can treat almost any cancer. At Varian, we're deeply committed to partnering with our customers in the development of innovative treatment solutions.

Confidence

The control, precision, and reliability offered by the CryoCare Touch system and V-Probe Adjustable Isotherm inspire more confident decision-making.

Influence

Varian is committed to offering products and services that facilitate collaboration and broaden the Interventional Radiologists' influential role in delivering enhanced patient outcomes.

Indications For Use

The CRYOCARE TOUCH System is intended for use in open, minimally invasive or endoscopic surgical procedures in the areas of general surgery, urology, gynecology, oncology, neurology, dermatology, ENT, proctology, pulmonary surgery and thoracic surgery. The system is designed to freeze/ablate tissue by the application of extreme cold temperatures including prostate and kidney tissue, liver metastases, tumors, skin lesions, and warts.

In addition, the CRYOCARE TOUCH System is intended for use in the following indications:

General Surgery

- Destruction of warts or lesions
- Palliation of tumors of the oral cavity, rectum and skin
- Ablation of breast fibroadenomas
- Ablation of leukoplakia of the mouth, angiomas, sebaceous hyperplasia, basal cell tumors of the eyelid or canthus area, ulcerated basal cell tumors, dermatofibromas, small hemangiomas, mucocele cysts, multiple warts, plantar warts, hemorrhoids, anal fissures, perianal condylomata, pilonidal cysts, actinic and seborrheic keratoses, cavernous hemangiomas, recurrent cancerous lesions

Urology

- Ablation of prostate tissue in cases of prostate cancer and benign prostatic hyperplasia

Gynecology

- Ablation of malignant neoplasia or benign dysplasia of the female genitalia

Oncology

- Ablation of cancerous or malignant tissue
- Ablation of benign tumors
- Palliative intervention

Neurology

- Freezing of nerve tissue in pain management/cryoanalgesia

Dermatology

- Ablation or freezing of skin

Proctology

- Ablation of benign or malignant growths of the anus or rectum
- Ablation of hemorrhoids

Thoracic Surgery

- Ablation of cancerous lesions

Achieve exceptional visualization and definitive control by pairing CryoCare Touch with V-Probe®

Capable of producing an array of "ice-ball" sizes. Available in straight and right-angle configurations.

Exceptional Visualization^{1,2,3,4}

Clearly visualize the "ice-ball" on imaging in real time to confirm ablation zones adjacent to vulnerable structures (e.g., spinal column and the bowel) to minimize the risk of thermal injury. Overcome "cold sink" effects particularly centrally within the kidney.

Definitive Control^{3,5}

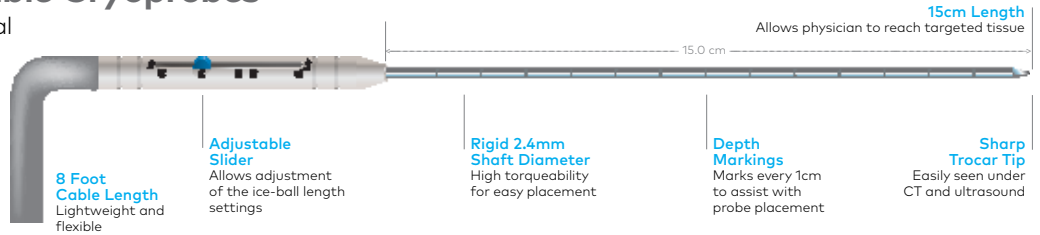
Cytotoxic temperatures are delivered to the tissues within seconds due to rapid, high-pressure argon gas expansion by the Joule-Thomson effect. Varian Cryoprobes are each equipped with an integrated temperature sensor to monitor probe performance during the procedure.

Adjustable Isotherms⁶

The Varian V-Probe is capable of producing an array of "ice-ball" sizes. Control the size of the isotherm by moving an adjustable slider with your thumb. Available in straight and right angled configurations.

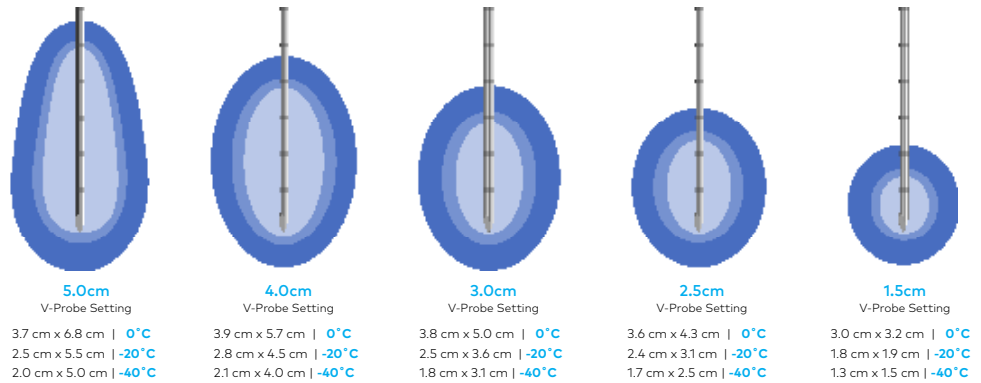
V-Probe Adjustable Cryoprobes

V-Probe® offers 5 spherical "ice-ball" settings in a single probe. Available in both a right-angle and straight configuration.



V-Probe Isotherms

NOTE: The isotherms shown represent measurements collected using gelatin formula which approximates performance ($\pm 5\text{mm}$) in soft tissue at 100% gas for 10 minutes. The actual isotherm may vary.



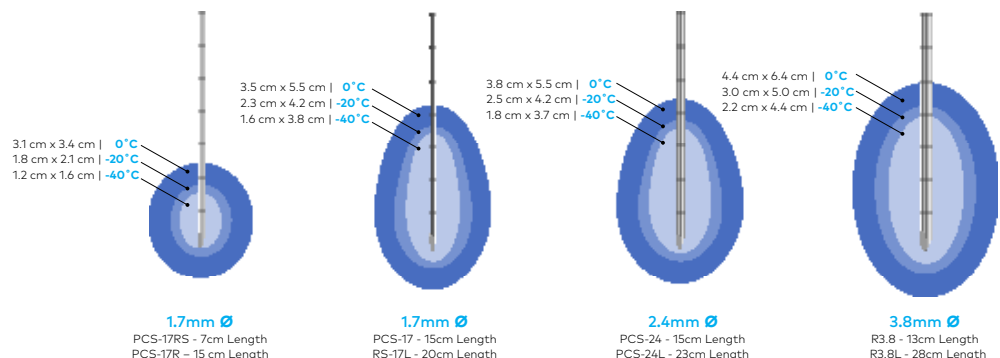
Right Angle Cryoprobes

Right-angled design allows Cryoprobe to be utilized in CT scanners. Available in multiple sizes and lengths.



Right Angle Cryoprobe Isotherms

NOTE: The isotherm measurements shown are for that particular probe model. Refer to the Directions for Use packaged with each probe for full isotherm measurement details. The isotherms shown represent measurements collected using gelatin formula which approximates performance ($\pm 5\text{mm}$) in soft tissue at 100% gas for 10 minutes. The actual isotherm may vary.



CryoCare System

Catalog Number	Description
CRYO-38T	CryoCare Touch System

Cryoprobes

Catalog Number	Name	Shaft Diameter	Shaft Length	Qty
CVA2400RA	V-Probe - Variable Right Angle Cryoprobe	2.4 mm	15 cm	1
PCS-17R	Right Angled Slimline Cryoprobe, Round Ice	1.7 mm	15 cm	1
PCS-17RS	Right Angled Short Slimline Cryoprobe, Round Ice	1.7 mm	7 cm	1
PCS-17	Right Angled Slimline Cryoprobe	1.7 mm	15 cm	1
RS-17L	Right Angled Slimline Cryoprobe	1.7 mm	20 cm	1
PCS-24	Right Angled Slimline Cryoprobe	2.4 mm	15 cm	1
PCS-24L	Right Angled Long Slimline Cryoprobe	2.4 mm	23 cm	1
R3.8	Right Angled Cryoprobe	3.8 mm	13 cm	1
R3.8L	Right Angled Long Cryoprobe	3.8 mm	28 cm	1

Accessories

Catalog Number	Name	Shaft Diameter	Shaft Length	Qty
CRYO-54-F	TempProbe Long (for placement through an introducer needle)	21 gauge	17.1 cm	1
CRYO-55-F	TempProbe Short (for direct placement)	16 gauge	14.6 cm	1

For a comprehensive list of available cryoprobes, please consult your Varian representative.

- Zhong J, Wah TM. Renal ablation: current management strategies and controversies. Chin Clin Oncol. 2019;8(6):63.
- Filippiadis D, Mauri G, Marra P, Charalampopoulos G, Gennaro N, De cobelli F. Percutaneous ablation techniques for renal cell carcinoma: current status and future trends. Int J Hyperthermia. 2019;36(2):21-30.
- Krokidis ME, Kitrou P, Spiliopoulos S, Karnabatidis D, Katsanos K. Image-guided minimally invasive treatment for small renal cell carcinoma. Insights Imaging. 2018;9(3):385-390.
- Park SY, Won JY, Oh YT, Jung DC, Kim GM, Kim MD. Assessment of cold sink effect in postulated renal cryoablation by analyzing radiographic ice ball on computed tomography. Br J Radiol. 2018;:20170951.
- CryoCare Touch - Operator's Manual, PL35-0154 Rev B
- V-Probe Variable Ice Cryoprobe - Instructions for Use, PL35-0121 Rev M
- Slimline Cryoprobe - Directions for Use - PL35-0139 Rev J
- Right Angle Cryoprobe - Directions for Use - PL35-0101 Rev U

SAFETY STATEMENT: The CryoCare Touch System is intended for use in open, minimally invasive or endoscopic surgical procedures in the areas in general surgery, urology, gynecology, oncology, neurology (including cryoanalgesia), dermatology, ENT, proctology, pulmonary surgery and thoracic surgery. The system is designed to freeze/ablate tissue by the application of extreme cold temperatures, including prostate and kidney tissue, liver metastases, tumors, skin lesions, and warts. Use only as directed. As with all surgical procedures, the possibility of adverse reactions such as pain, fever, chills, sepsis, edema, perforation, ulceration, and hemorrhage may occur. For more information, please visit www.varian.com/safety.

CAUTION: Federal (USA) law restricts this device to sale by or on the order of a physician.

Indications, contraindications, warnings, and instructions for use can be found in the product labeling supplied with each device.

To order Varian Cryoablation Products, please contact Varian's Interventional Solutions Customer support team +1 877-467-2009 or vis.support@varian.com.

varian

A Siemens Healthineers Company

varian.com/is

USA, Corporate Headquarters

Varian Medical Systems
Palo Alto, CA 94304
Tel: 650.424.5700
800.544.4636

USA, Varian's Interventional Solutions Business Headquarters

Varian Medical Systems
Austin, TX
Tel: 877.467.2009

Legal Manufacturer

Varian Medical Systems
9825 Spectrum Drive
Building 2, Suite 275
Austin, TX 78717
USA



Authorized Representative and Importer in the EU

Varian Medical Systems
Nederland B.V.
Kokermolen 2
3994 DH Houten, The Netherlands
customer.relations@varian.com



Varian Medical Systems as a medical device manufacturer cannot and does not recommend specific treatment approaches. Specifications subject to change without notice. Not all features or products are available in all markets and are subject to change. Consult your Varian representative for country-specific product availability.

© 2022 Varian Medical Systems, Inc. Varian, Varian Medical Systems, CryoCare, CryoCare Touch, and V-Probe are trademarks and/or registered trademarks of Varian Medical Systems, Inc., an affiliate, or a wholly-owned indirect subsidiary.